
FIRE

A Next Step Option for Magnetic Fusion

**Dale M. Meade
for the FIRE Team**

**Presented at
External Review of FIRE Engineering
PPPL, Princeton, NJ**

June 5, 2001

<http://fire.pppl.gov>

FIRE

Lighting the Way to Fusion



Contributors to the FIRE Design Study

FIRE is a design study for a major Next Step Option in magnetic fusion and is carried out through the Virtual Laboratory for Technology. FIRE has benefited from the prior design and R&D activities on BPX, TPX and ITER.

**Advanced Energy Systems
Argonne National Laboratory
DAD Associates
General Atomics Technology
Georgia Institute of Technology
Idaho National Engineering Laboratory
Lawrence Livermore National Laboratory
Massachusetts Institute of Technology
Oak Ridge National Laboratory
Princeton Plasma Physics Laboratory
Sandia National Laboratory
Stone and Webster
The Boeing Company
University of Illinois
University of Wisconsin**

Outline

- **Objectives for a Next Step Experiment in Magnetic Fusion**
- **Compact High Field Approach - General Parameters**
- **Burning Plasma Performance Considerations**
- **Advanced Tokamak Possibilities**
- **Other Considerations** (Cost, timing, etc)
- **Summary**

Next Step Option Program Advisory Committee

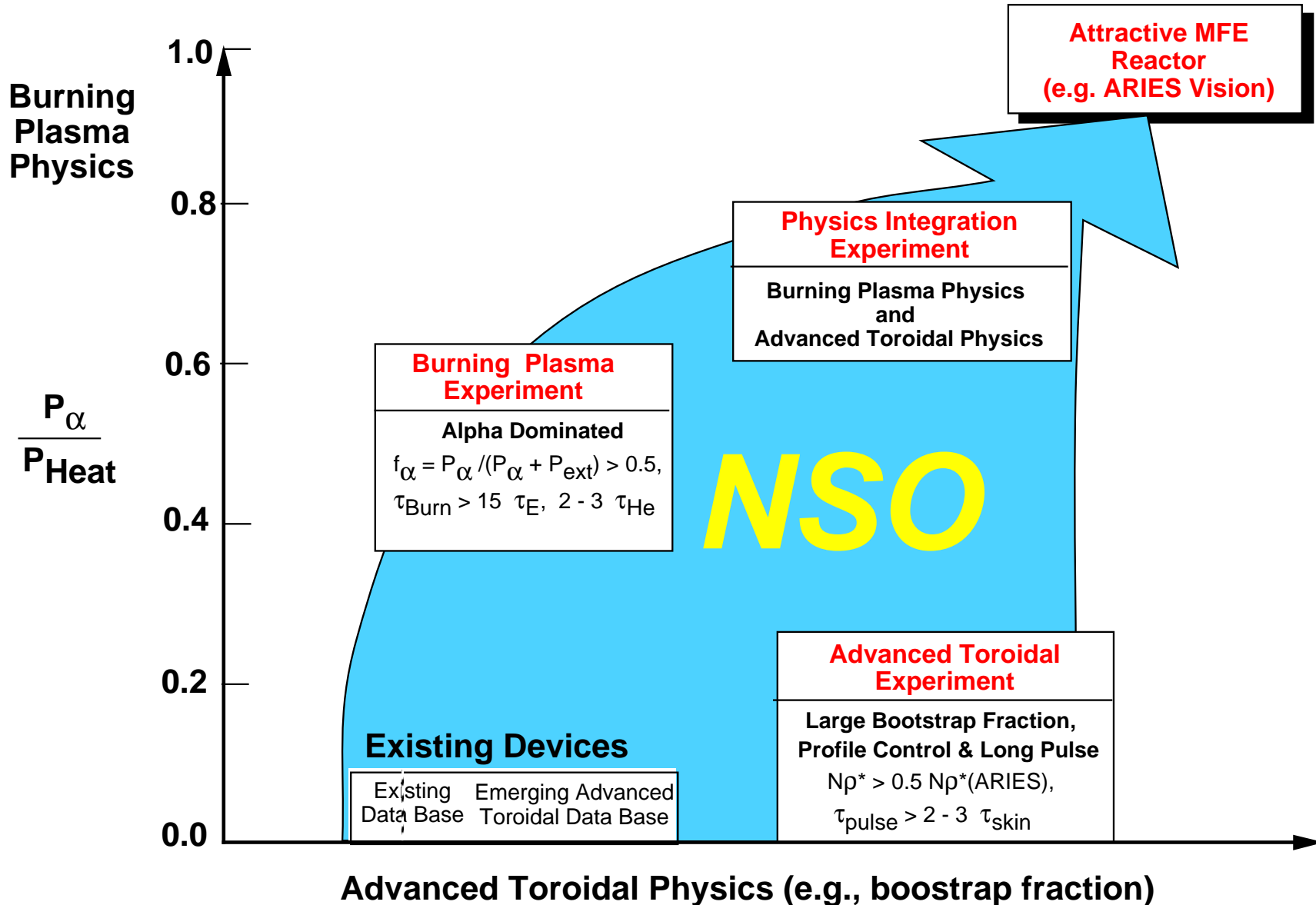
- **Members:** Tony Taylor (Chair), Gerald Navratil, Ray Fonck, David Gates, Dave Hill, Wayne Houlberg, Tom Jarboe, Mitsuro Kikuchi, Earl Marmor, Raffi Nazikian, Craig Petty, Rene Raffray, Paul Thomas, James VanDam
- **Meetings**
 - July 20-21, 2000 at General Atomics, San Diego, CA.
 - January 17-18, 2001 at MIT, Cambridge, MA
 - July 10-11, 2001 at Univ. Wisc, Madison, WI
- **Charge for First and Second meetings**
 - Scientific value of a Burning Plasma experiment
 - Scientific readiness to proceed with such an experiment
 - Is the FIRE mission scientifically appropriate?
 - Is the initial FIRE design point optimal?
- Extensive PAC Reports provide detailed recommendations for the FIRE activity to address. NSO-PAC reports are on FIRE (<http://fire.pppl.gov>), will discuss in more detail under FY 2001-03 Plans.

Fusion Science Objectives for a Major Next Step Magnetic Fusion Experiment

Explore and understand the strong non-linear coupling that is fundamental to fusion-dominated plasma behavior (self-organization)

- Energy and particle transport (extend confinement predictability)
 - Macroscopic stability (β -limit, wall stabilization, NTMs)
 - Wave-particle interactions (fast alpha particle driven effects)
 - Plasma boundary (density limit, power and particle flow)
- Test/Develop techniques to control and optimize fusion-dominated plasmas.
 - Sustain fusion-dominated plasmas - high-power-density exhaust of plasma particles and energy, alpha ash exhaust, study effects of profile evolution due to alpha heating on macro stability, transport barriers and energetic particle modes.
 - Explore and understand various advanced operating modes and configurations in fusion-dominated plasmas to provide generic knowledge for fusion and non-fusion plasma science, and to provide a foundation for attractive fusion applications.

Stepping Stones for Resolving the Critical Fusion Plasma Science Issues for an Attractive MFE Reactor



The “Old Paradigm” required three separate devices, the “New Paradigm” could utilize one facility operating in three modes or phases.

Advanced Burning Plasma Exp't Requirements

Burning Plasma Physics

Q	≥ 5	ignition not precluded
$f_\alpha = P_\alpha/P_{\text{heat}}$	$\geq 50\%$	up to 83% at Q = 25
TAE/EPM	stable/unstable	

Advanced Toroidal Physics

$f_{\text{bs}} = I_{\text{bs}}/I_p$	$\geq 50\%$	up to 75%
β_N	~ 2.5 , no wall	~ 3.6 , n = 1 wall stabilized

Quasi-stationary

Pressure profile evolution and burn control	$> 10 \tau_E$
Alpha ash accumulation/pumping	$> \text{several } \tau_{\text{He}}$
Plasma current profile evolution	1 to 3 τ_{skin}
Divertor pumping and heat removal	several $\tau_{\text{pump}}, \tau_{\text{heat transfer}}$

Opportunities for Optimizing FIRE

Goal : $Q \approx 10$, pulse length ≈ 2 skin times, $\approx \$1B$

Physics

Base Operation - H-Mode-recent advances give important improvements

Advanced Operation - be able to incorporate, but do not rely on AT

Engineering

Plasma Shape: aspect ratio, elongation/triangularity

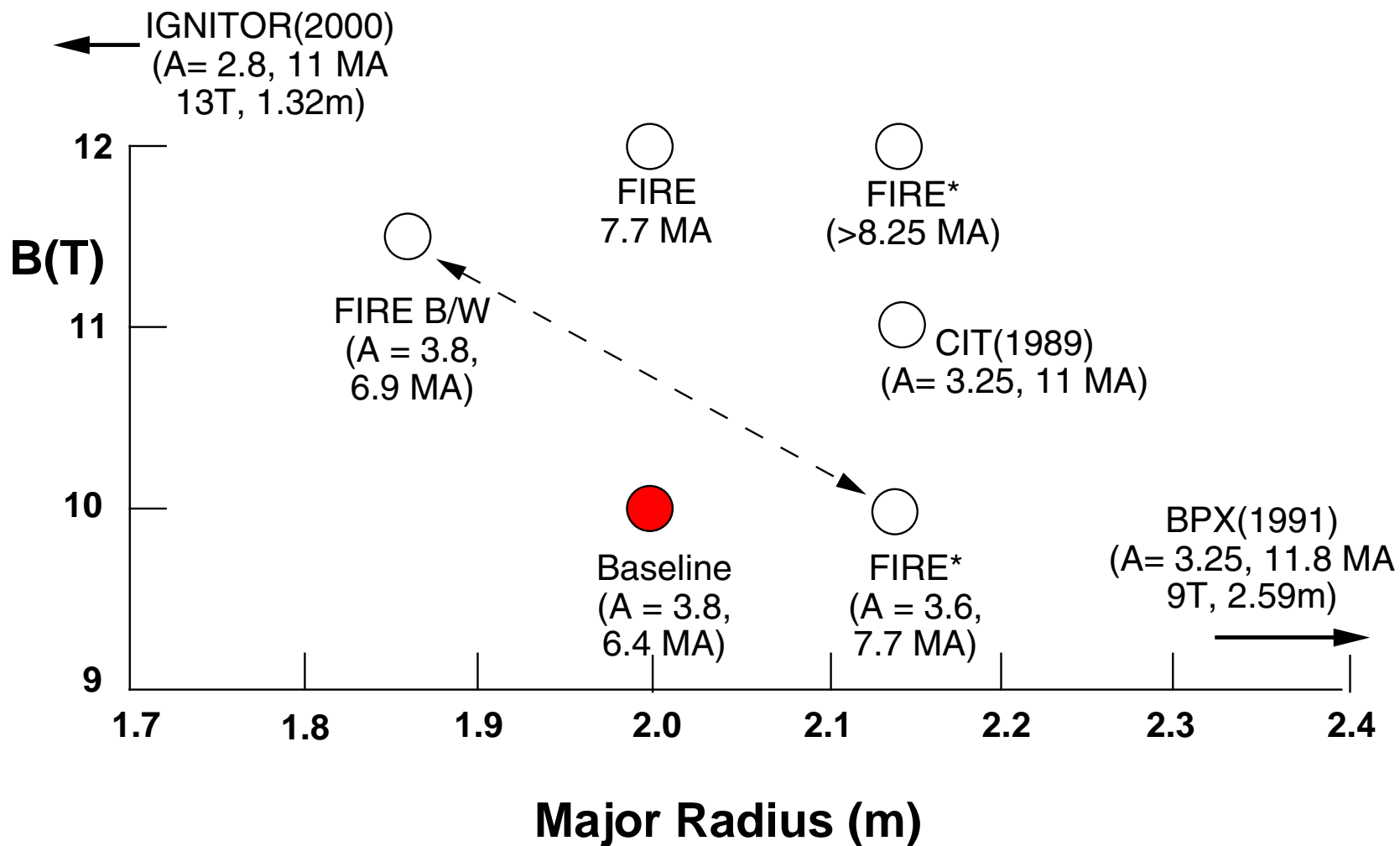
Magnetic field: wedged , bucked and wedged

Plasma current: volt-sec, disruptions

Materials: TF conductor, TF Insulator, Plasma facing components,

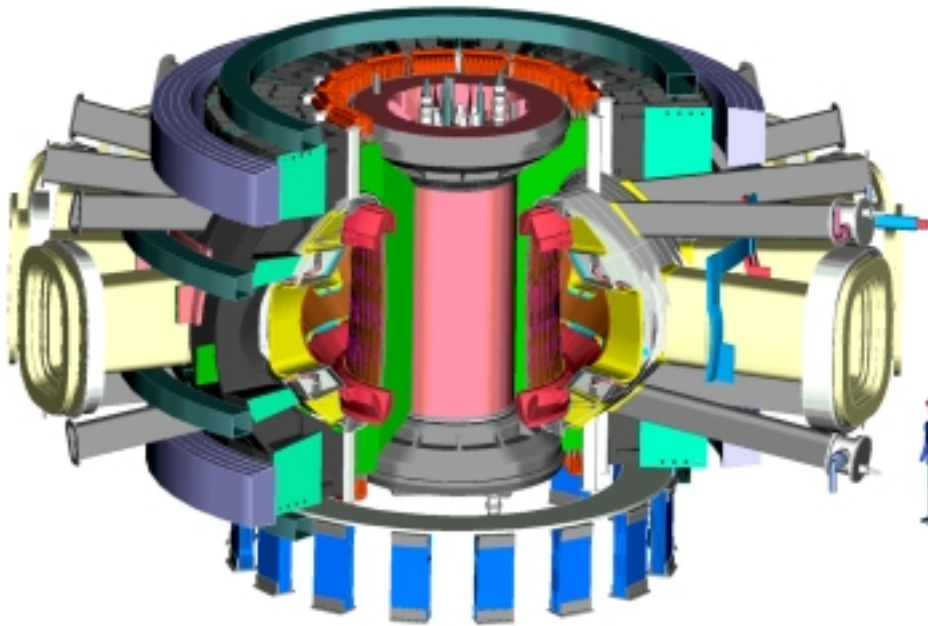
Manufacturing: new processes,

FIRE Options that have been Considered



Fusion Ignition Research Experiment (FIRE)

<http://fire.pppl.gov>



Design Goals

- $R = 2.0 \text{ m}$, $a = 0.525 \text{ m}$
- $B = 10 \text{ T}$, $(12\text{T})^*$
- $W_{\text{mag}} = 3.8 \text{ GJ}$, $(5.5 \text{ GJ})^*$
- $I_p = 6.5 \text{ MA}$, $(7.7 \text{ MA})^*$
- $P_{\text{alpha}} > P_{\text{aux}}$, $P_{\text{fusion}} < 200 \text{ MW}$
- Burn Time $\approx 18.5\text{s}$ ($\approx 12\text{s})^*$
- Tokamak Cost $\leq \$0.3\text{B}$
Base Project Cost $\leq \$1\text{B}$

* Higher Field Mode

Attain, explore, understand and optimize fusion-dominated plasmas that will provide knowledge for attractive MFE systems.

Basic Parameters and Features of FIRE Reference Baseline

R, major radius	2.0 m
a, minor radius	0.525 m
κ_X, κ_{95}	2.0, 1.77
δ_X, δ_{95} ,	0.7, 0.4
q ₉₅ , safety factor at 95% flux surface	>3
B _t , toroidal magnetic field	10 T with 16 coils, 0.3% ripple @ Outer MP
Toroidal magnet energy	3.7 GJ
I _p , plasma current	~6.5 MA (7.7 MA at 12 T)
Magnetic field flat top, burn time	26 s at 10 T in dd, 18.5s @ P _{dt} ~ 200 MW)
Pulse repetition time	~3hr @ full field and full pulse length
ICRF heating power, maximum	30 MW, 100MHz for 2Ω _T , 4 mid-plane ports
Neutral beam heating	Upgrade for edge rotation, CD - 120 keV PNBI?
Lower Hybrid Current Drive	Upgrade for AT-CD phase, 20 - 30 MW, 5.6 GHz
Plasma fueling	Pellet injection (≥2.5km/s vertical launch inside mag axis, guided slower speed pellets)
First wall materials	Be tiles, no carbon
First wall cooling	Conduction cooled to water cooled Cu plates
Divertor configuration	Double null, fixed X point, detached mode
Divertor plate	W rods on Cu backing plate (ITER R&D)
Divertor plate cooling	Inner plate-conduction, outer plate/baffle- water
Fusion Power/ Fusion Power Density	150 - 200 MW, ~10 MW m ⁻³ in plasma
Neutron wall loading	~ 3 MW m ⁻²
Lifetime Fusion Production	5.5 TJ (BPX had 6.5 TJ)
Total pulses at full field/power	3,000 (same as BPX), 30,000 at 2/3 B _t and I _p
Tritium site inventory	Goal < 30 g, Category 3, Low Hazard Nuclear Facility

Higher Field Option B = 12T and I_p = 7.7MA with a 12 second flat top has been

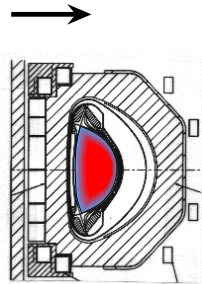
Also enhanced performance option B = 10T, I_p = 7.7 MA with 20 s burn with R = 2.14m

FIRE is being Designed to Test the Physics and In-Vessel Technologies for ARIES-AT

P_{fusion}
= ~ 200 MW

Volume
= 18 m³

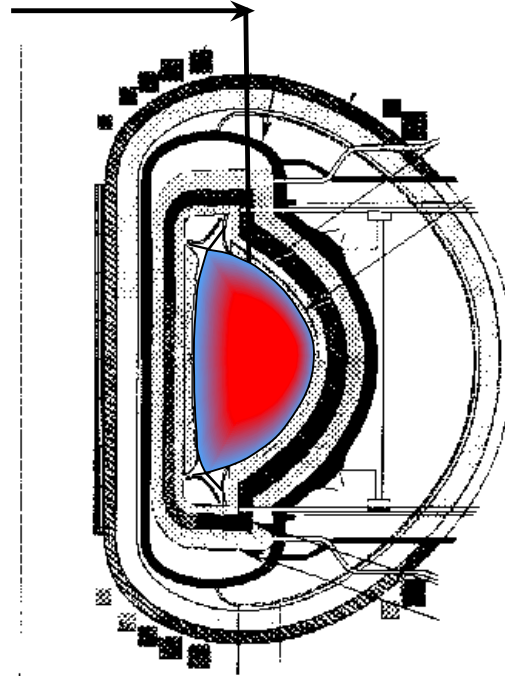
R = 2 m B = 10 T



FIRE

~ 3X

R = 5.2 m B = 6 T



ARIES-AT The "Goal"

P_{fusion}
= 1755 MW

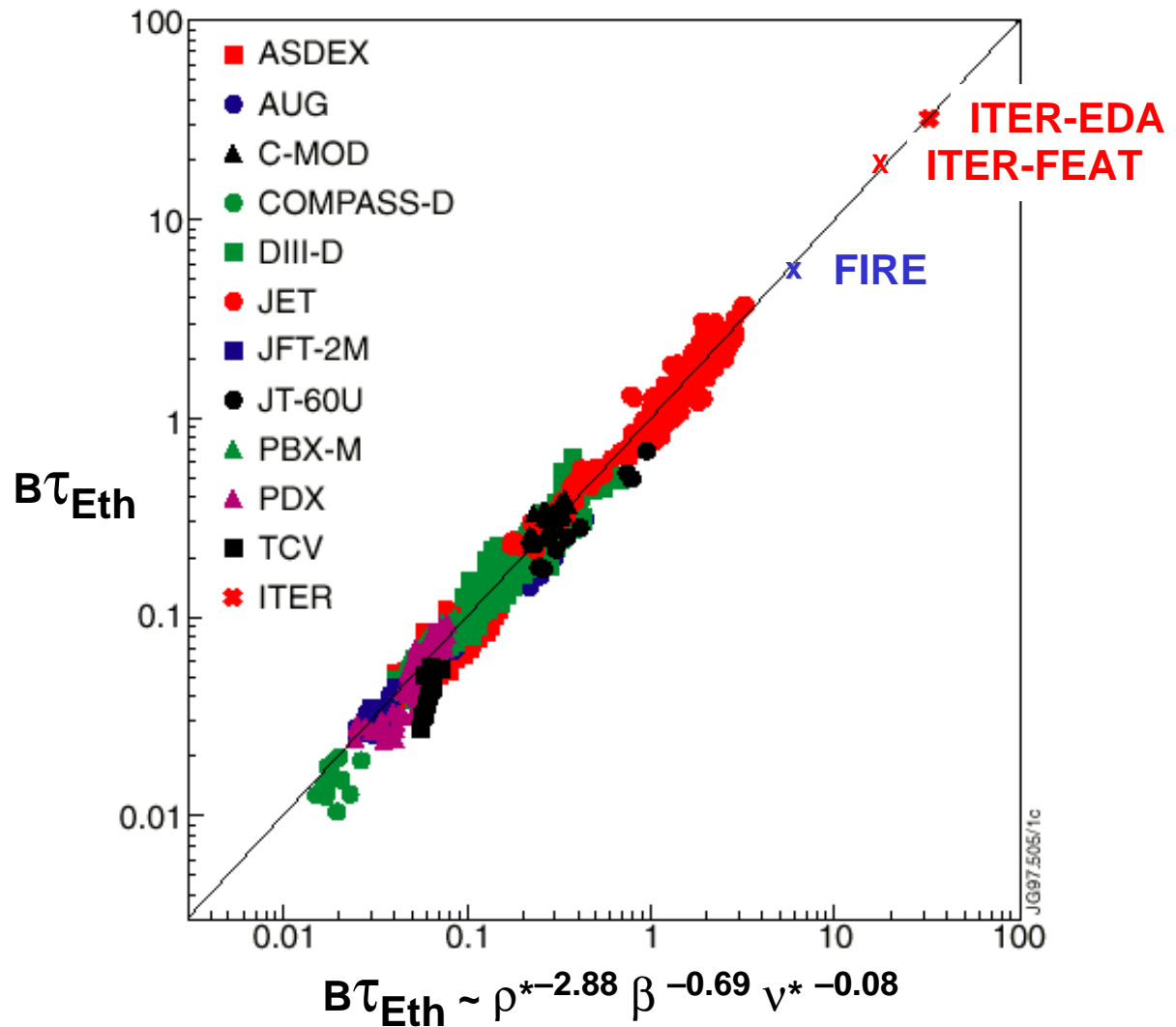
Volume
= 330 m³

	FIRE	ARIES-AT
Fusion Power Density (MW/m ³)	12	5.3
Neutron Wall Loading (MW/m ²)	3	3.5
Divertor Challenge (P _{heat} /R)	25	~70
Power Density on Div Plate (MW/m ²)	~25 → 5	~5
Burn Duration (s)	~20	steady

FIRE is a Modest Extrapolation in Plasma Confinement

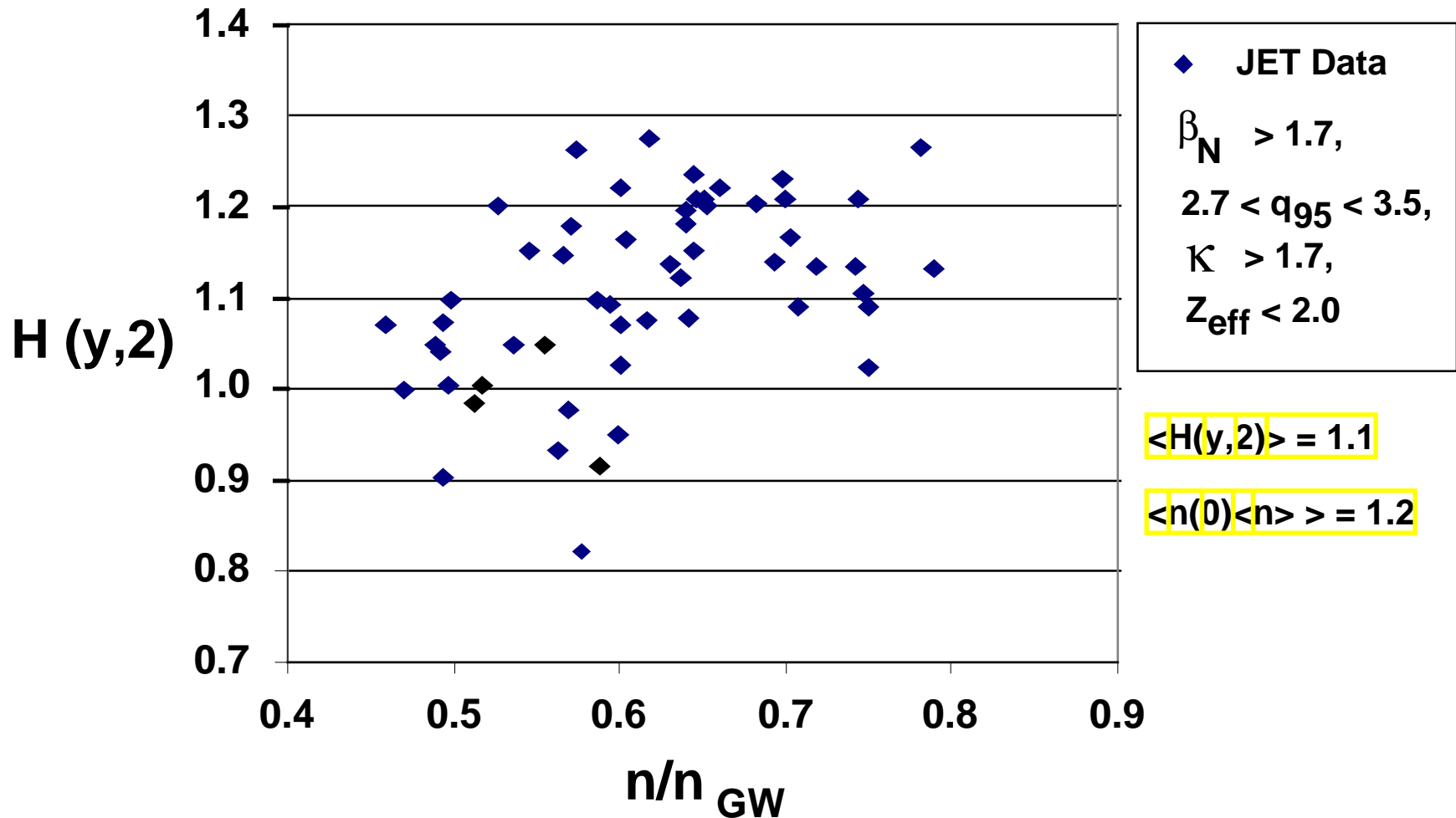
Dimensionless Parameters
$\omega_c \tau$
$\rho^* = \rho/a$
$v^* = v_c/v_b$
β

Similarity Parameter
$B R^{5/4}$



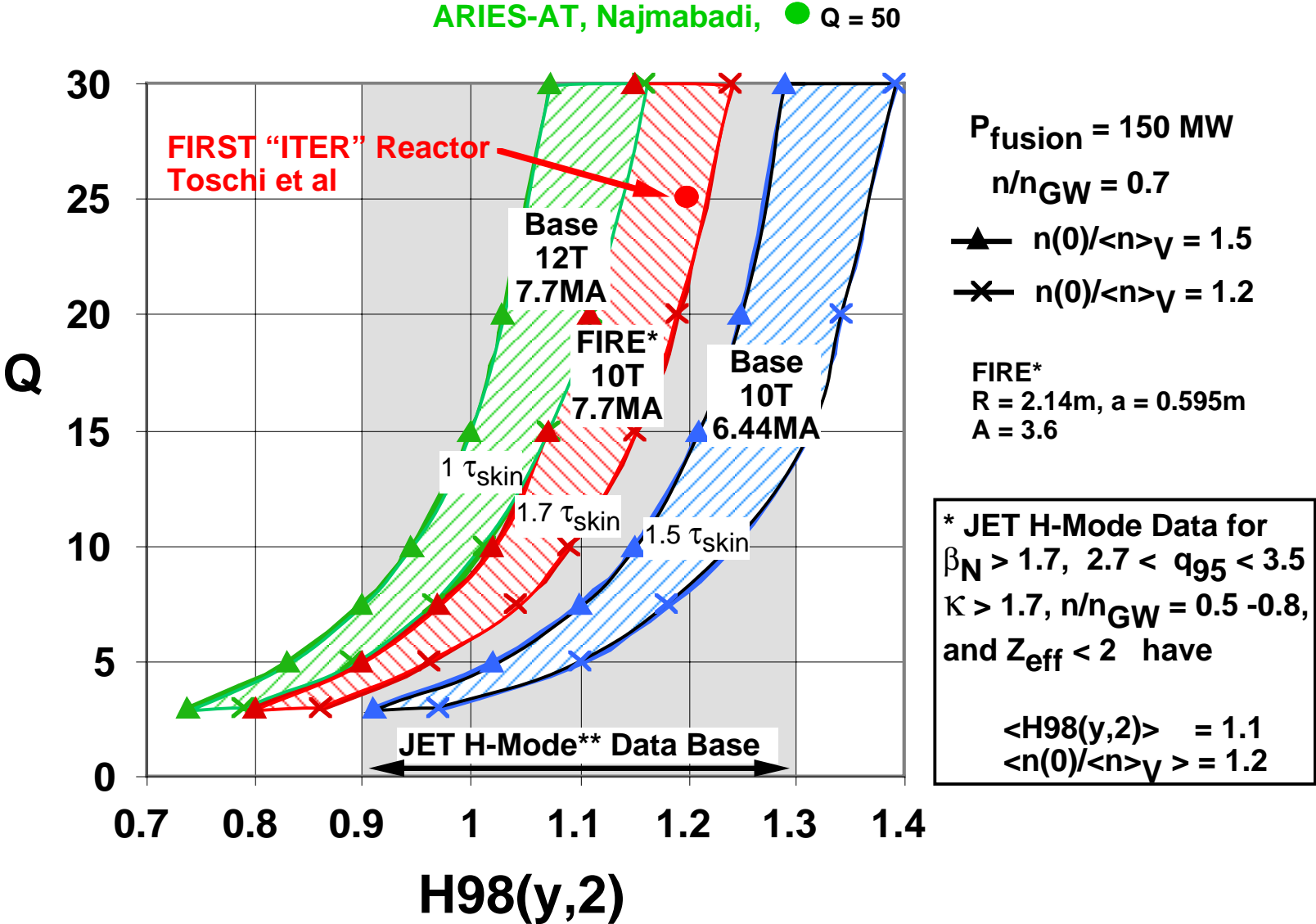
Kadomtsev, 1975

JET H-Mode Data Selected for FIRE-like Parameters

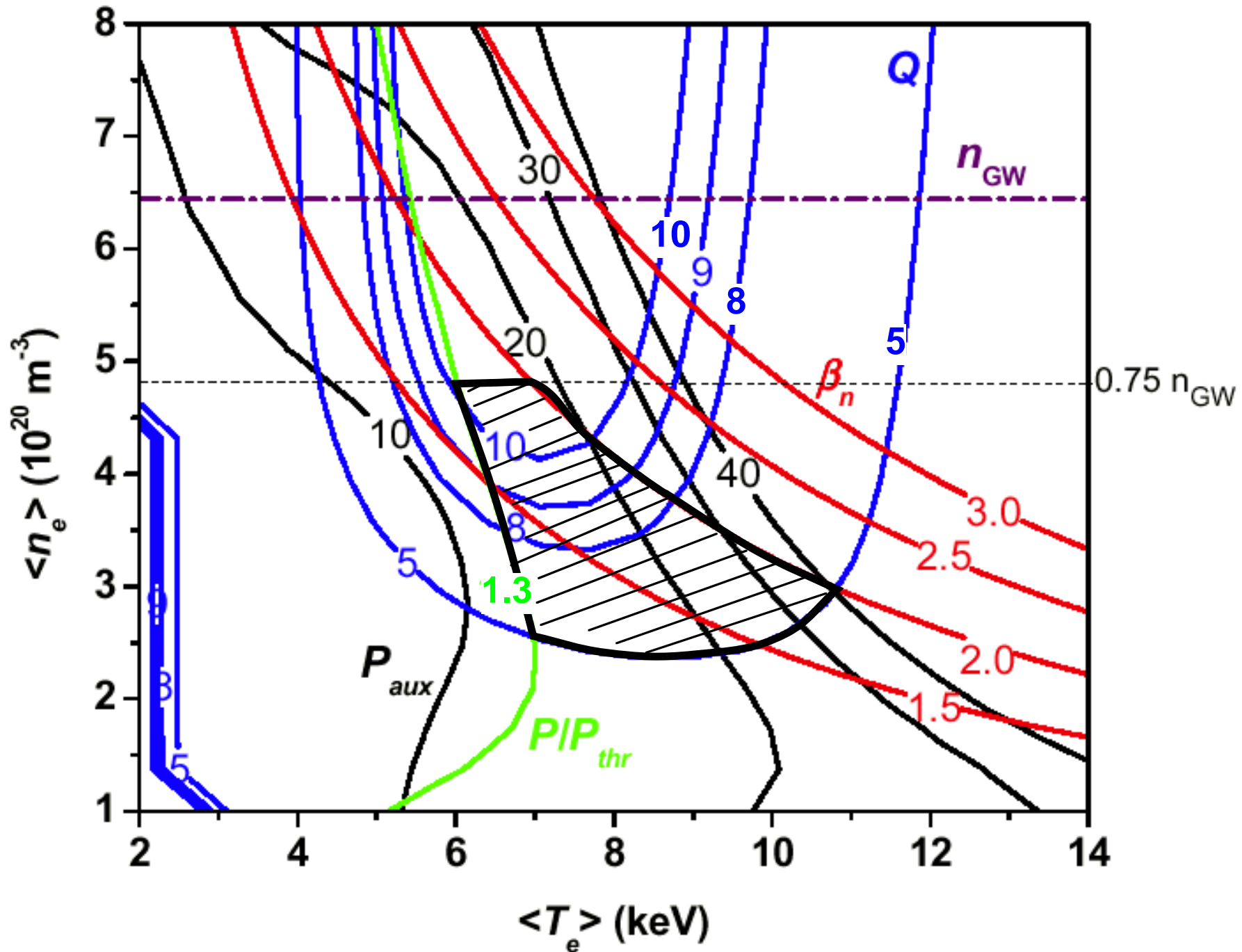


This approach discussed at IAEA(Sorrento) and at the International Confinement Database meeting (Frascati).

Projections of FIRE Compared to Envisioned Reactors

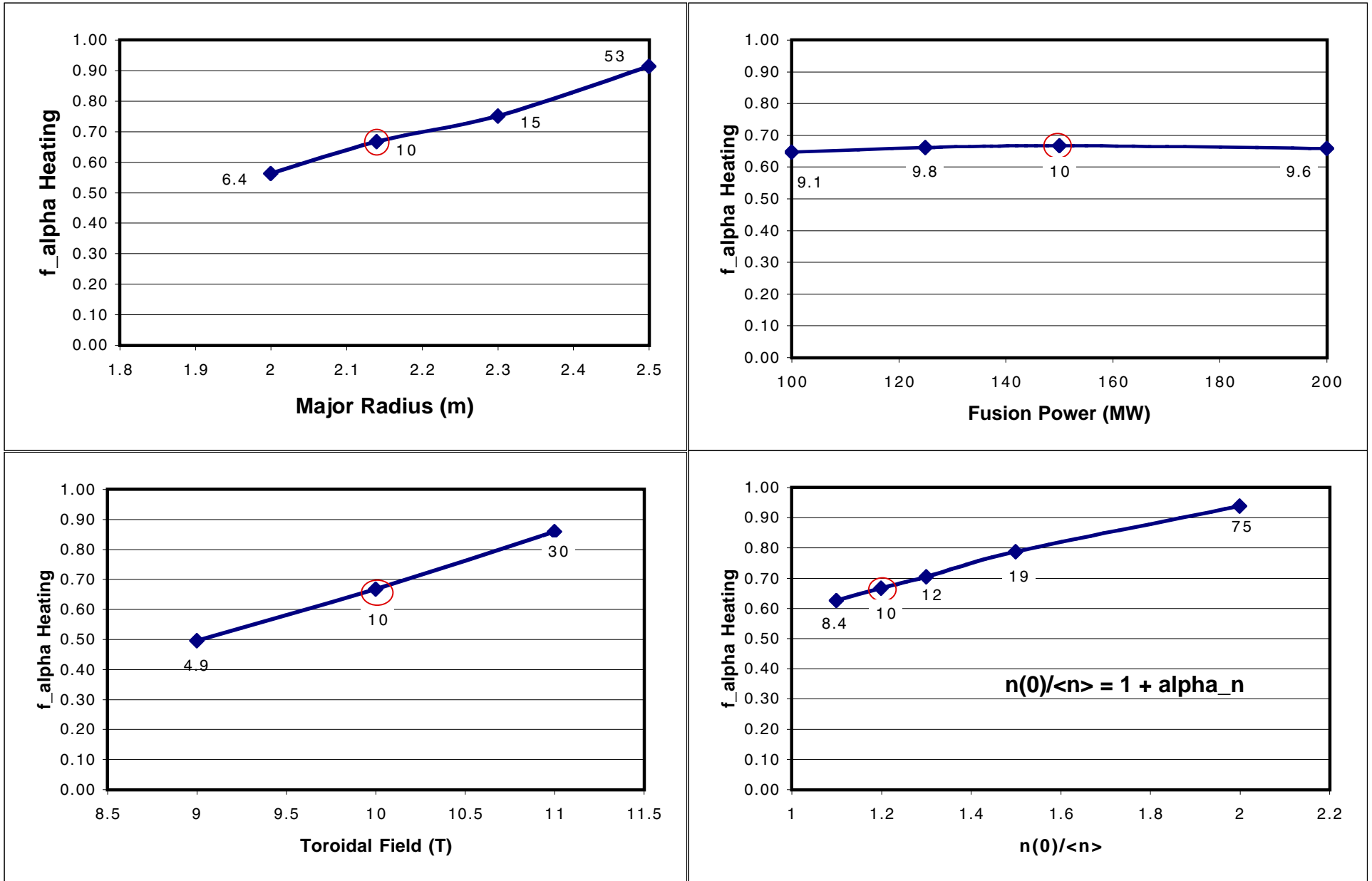


FIRE* 10T, 2.14m, 7.7 MA, $H(y,2) = 1.14$, $\alpha_n = 0.2$



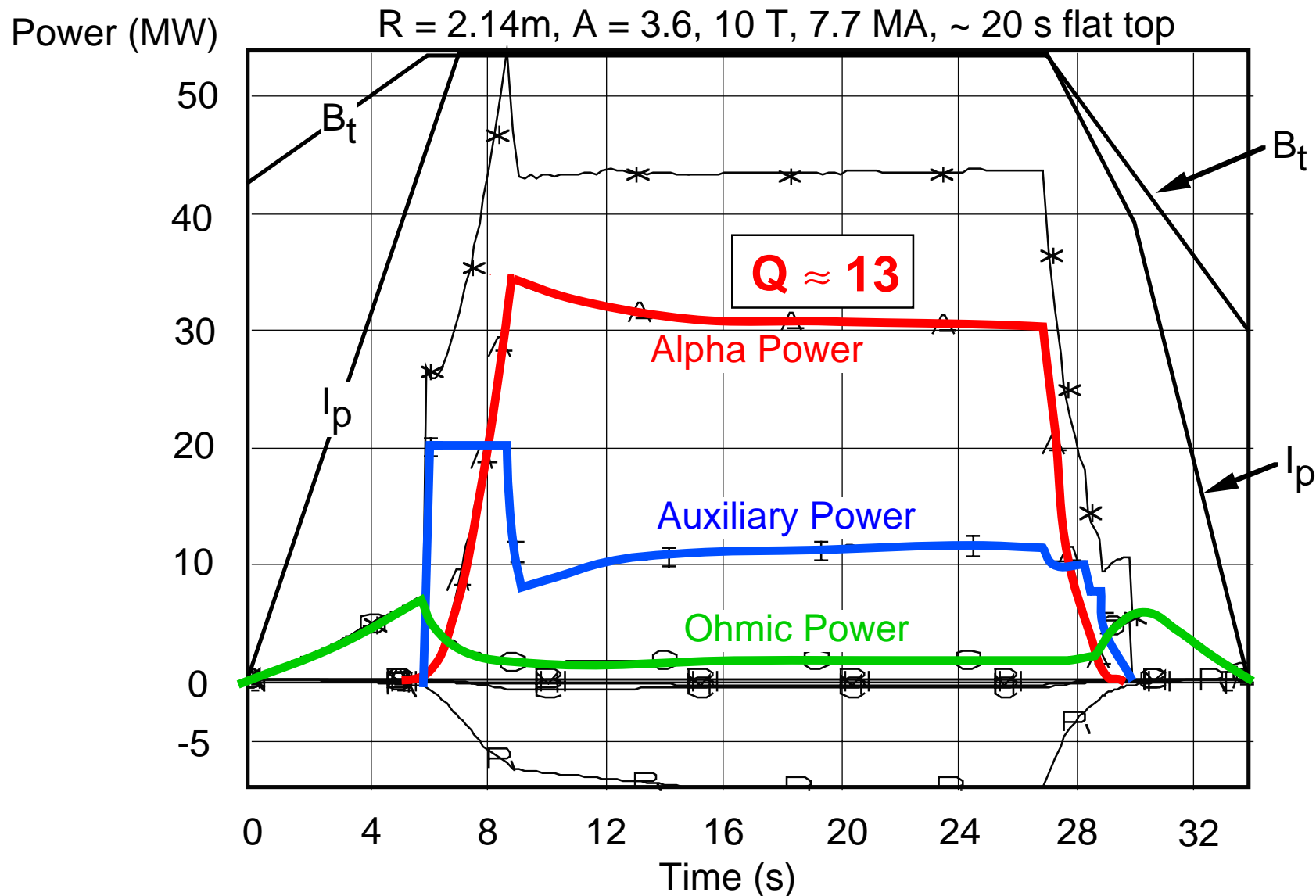
Sensitivity Scans on FIRE*

(A = 3.60, $\kappa_{95} = 1.77$, $\delta_{95} = 0.4$, ITER98(y,2), H = 1.027, n/nGW = 0.7, nBe = 0.4%)



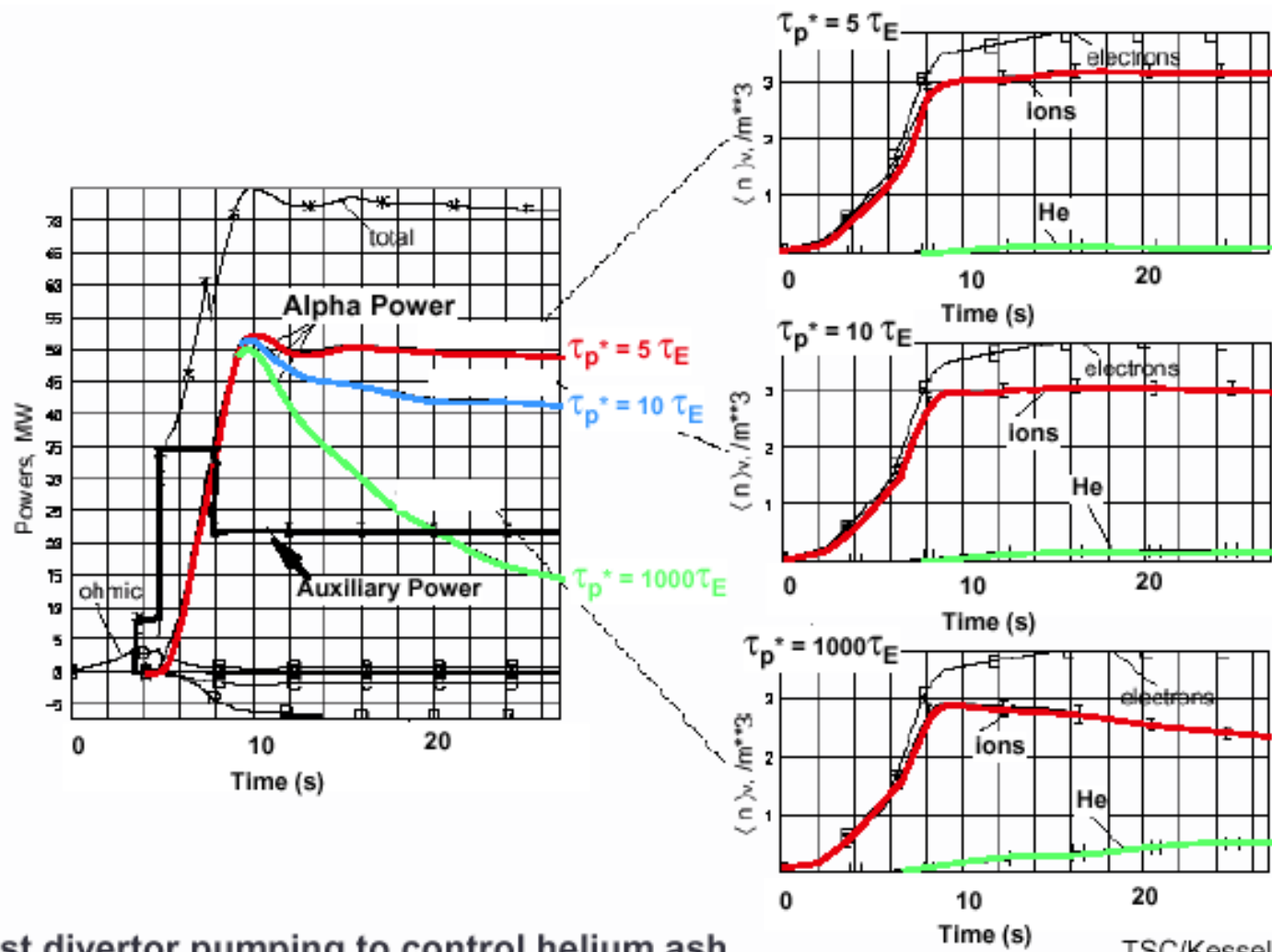
Note: kappa area would make H = 1.01

1 1/2-D Simulation of Burn Control in FIRE* (TSC)



- ITER98(y,2) scaling with $H(y,2) = 1.1$, $n(0)/\langle n \rangle = 1.2$, and $n/n_{GW} = 0.67$
- Burn Time ≈ 20 s $\approx 21 \tau_E \approx 4 \tau_{He} \approx 2 \tau_{skin}$

Divertor Pumping Needed for Plasma Burn



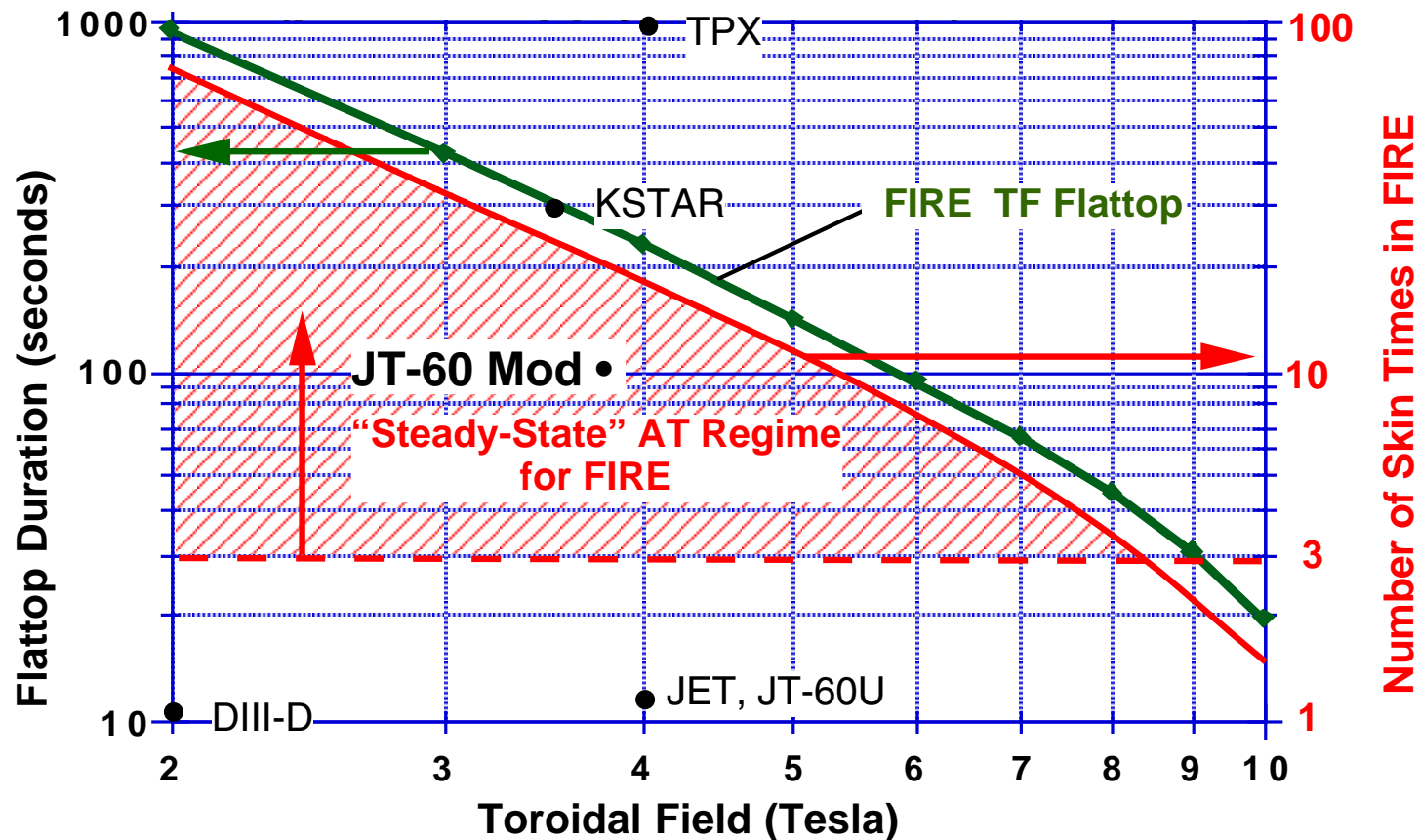
Adjust divertor pumping to control helium ash

FIRE Has Several Operating Modes Based on Present Day Physics

- **Reference:** ELMing H-mode
 - B=10 T, $I_p=6.5$ MA, Q=5, $t(\text{pulse})=18.5$ s
- **AT Mode:** Reverse Shear with $f_{bs}>50\%$
 - B=8.5 T, $I_p=5.0$ MA, Q=5, $t(\text{pulse})=35$ s
- **High Field:** ELMing H-mode
 - B=12 T, $I_p=7.7$ MA, Q=10, $t(\text{pulse})=12$ s
- **Long Pulse DD:** AT Mode and H-mode
 - B=4 T, $I_p=2.0$ MA, Q=0, $t(\text{pulse})>200$ s

FIRE can study both burning AND long pulse plasma physics in the same device

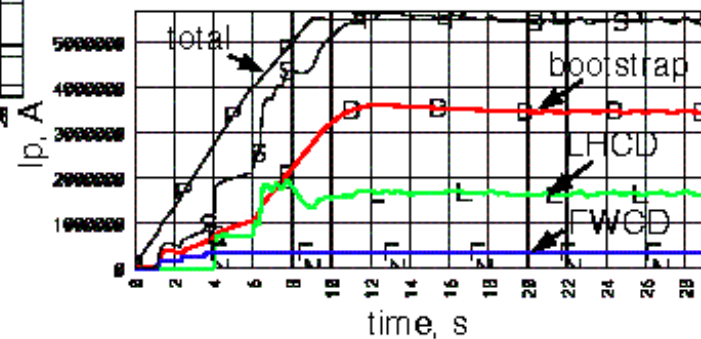
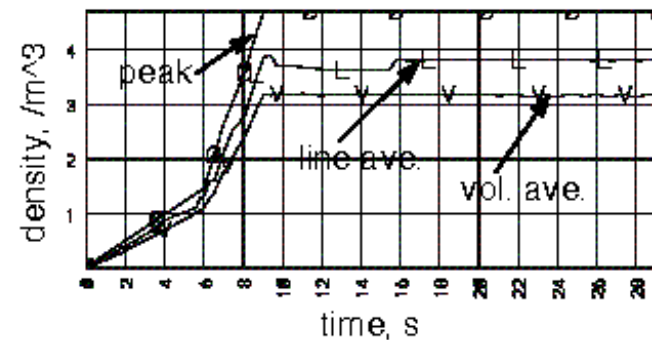
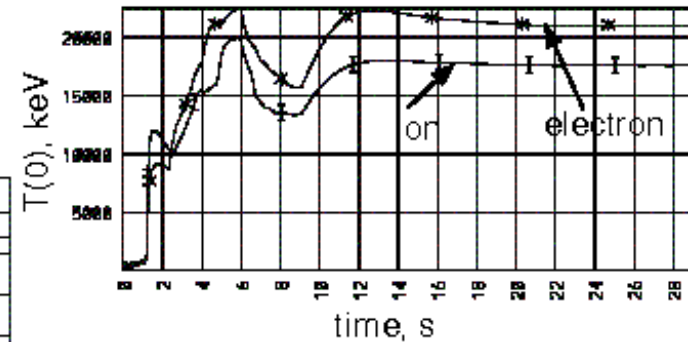
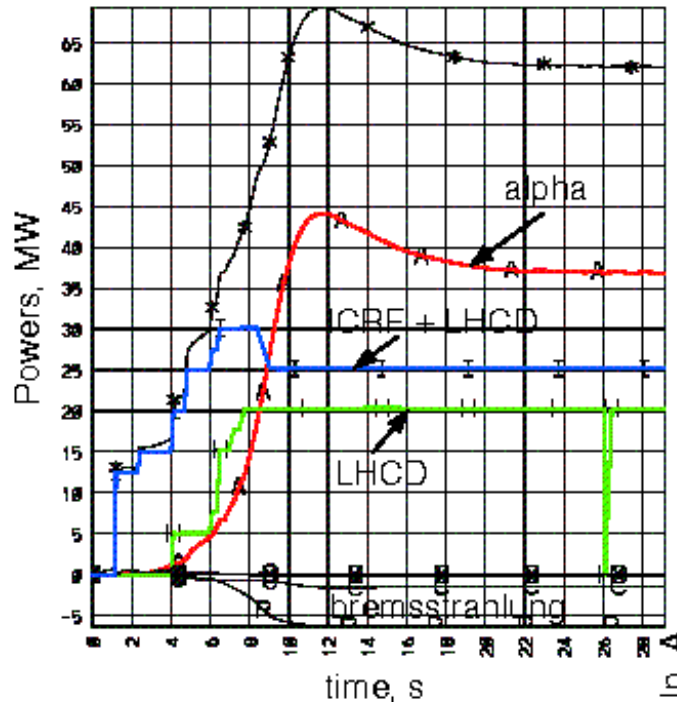
FIRE could Access “Long Pulse” Advanced Tokamak Mode Studies at Reduced Toroidal Field.



Note: FIRE is \approx the same physical size as TPX and KSTAR.
 At $Q = 10$ parameters, typical skin time in FIRE is 13 s and is 200 s in ITER-FEAT .
 The Number of Skin Times curve assumes a constant skin time of 13s.

Dynamic Burning AT Simulations with TSC-LSC for FIRE

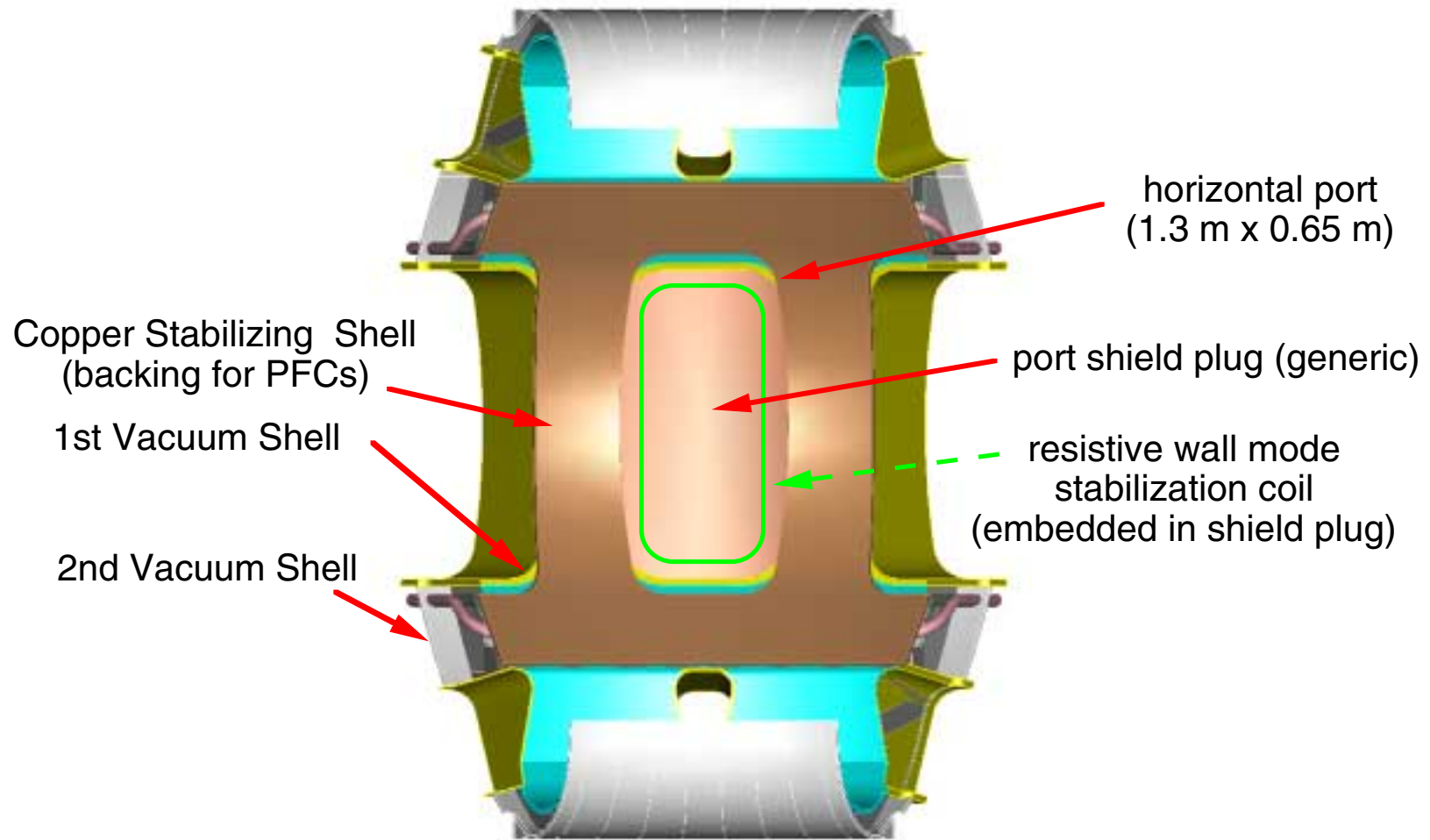
$I_p=5.5$ MA, $B_t=8.5$ T, $Q=7.5$,
 $\beta_N=3.0$, $\beta=4.4\%$, $P_{LH}=20$ MW,
 $I_{LH}=1.7$ MA, $I_{BS}=3.5$ MA (64%),
 $I_{FW}=0.35$ MA



$$H(y,2)=1.6$$

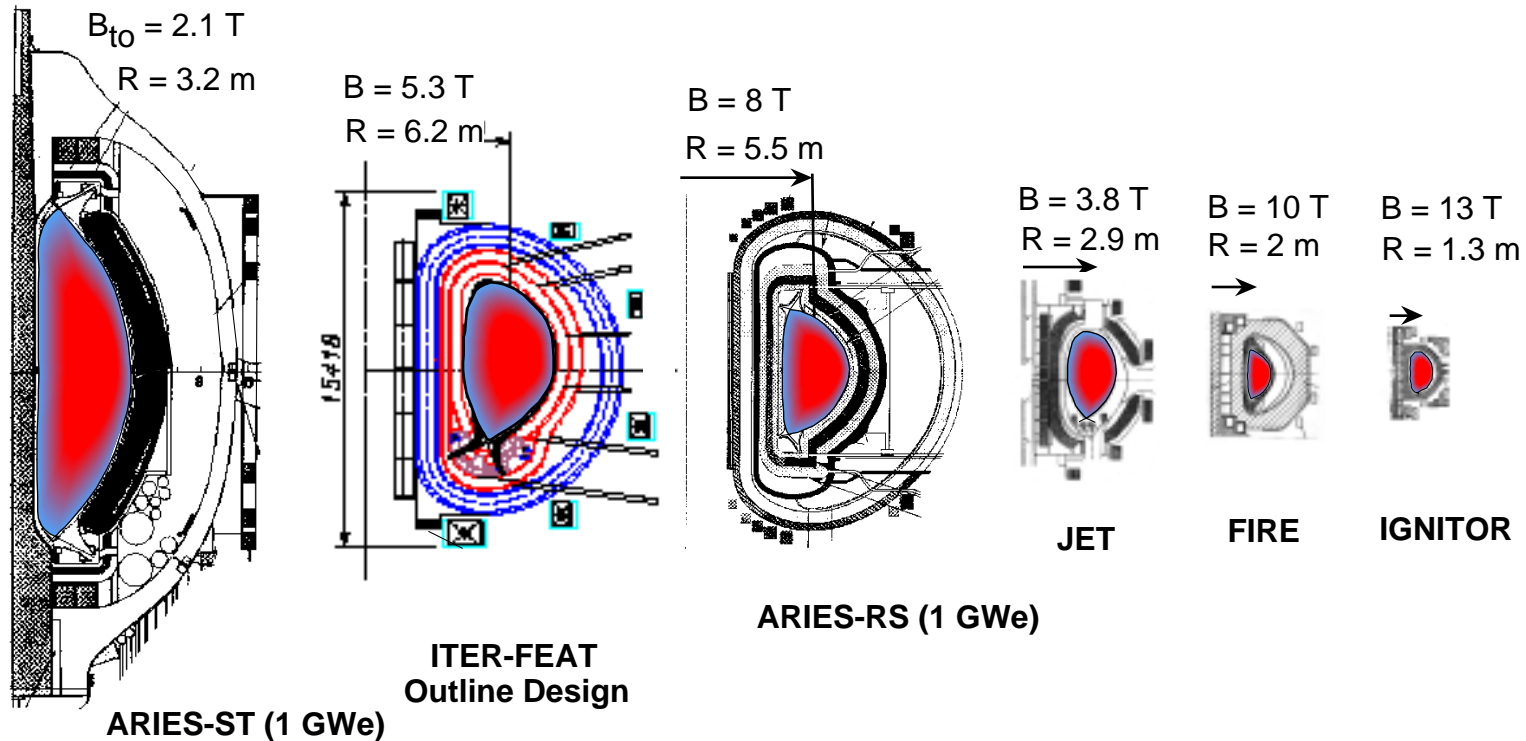
Potential for Resistive Wall Mode Stabilization System

view of horizontal port front looking from plasma side



Concept under development by Columbia Univ. J. Bialek, G. Navratil, C.Kessel(PPPL) et al

Potential Next Step Burning Plasma Experiments and Demonstrations in MFE



Cost Drivers	ARIES-ST	ITER-FEAT	ARIES-RS	JET	FIRE	IGNITOR
Plasma Volume (m^3)	810	837	350	95	18	11
Plasma Surface (m^2)	580	678	440	150	60	36
Plasma Current (MA)	28	15	11	4	6.5	12
Magnet Energy (GJ)	29	50	85	2	5	5
Fusion Power (MW)	3000	500	2200	16	200	100
Burn Time (s), inductive	steady	300	steady*	1	20	5

* assumes non-inductive current drive

Cost Background for FIRE

- Three tokamaks physically larger but with lower field energy than FIRE have been built.

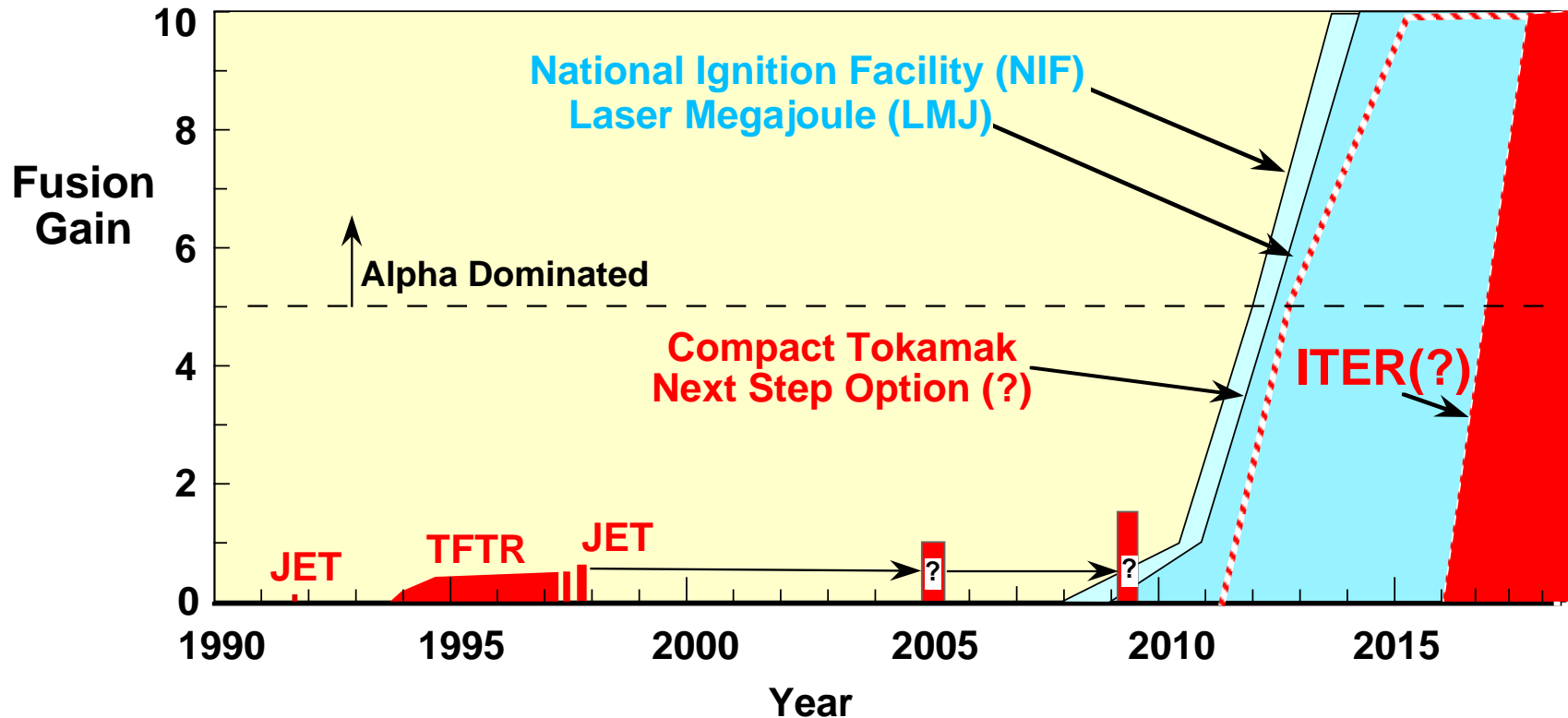
Water Cooled Coils	B(T)	R(m)	Coil Energy (GJ)	Const. Cost
TFTR (1983), US	5.2	2.5	1.5	\$498M
JET (1984), Europe	3.4	2.96	1.4	~\$600M
JT-60 (1984), Japan	4.4	3.2	2.9	~\$1000M
FIRE*, US	10	2.0	3.8	(< \$1000M)

* FIRE would have liquid nitrogen cooled coils.

Cost estimates from previous design studies with similar technology.

Liquid N, Cu coils	B(T)	R(m)	Coil Energy (GJ)	Const. Cost
CIT (1989),	11	2.14	5	\$600M (FY-89)
BPX (1991)	9.1	2.59	8.4	\$1,500M (FY-92)
BPX-AT(1992)	10	2.0	4.2	\$642M (FY-92)
FIRE Goal	10	2.0	3.8	(<\$1000M FY-00)

Timetable for “Burn to Learn” Phase of Fusion



- Even with ITER, the MFE program will be unable to address the alpha-dominated burning plasma issues for ≥ 15 years.
- Compact High-Field Tokamak Burning Plasma Experiment(s) would be a natural extension of the ongoing “advanced” tokamak program and could begin alpha-dominated experiments by ~ 10 years.
- **More than one high gain burning plasma facility is needed in the world program.**
- The information “exists now” to make a technical assessment, and decision on MFE burning plasma experiments for the next decade.

Summary

- The FIRE “Pre-Conceptual” design point has been chosen to be a “stepping stone” between the physics accessible with present experiments and the physics required for the ARIES vision of magnetic fusion energy.
- A compact high field tokamak, like FIRE, could:
 - address the important burning plasma issues,
 - most of the advanced tokamak issues and,
 - begin to study the strong non-linear coupling between BP and AT under quasi-stationary conditions in a \$1B class facility.
- Many opportunities exist for improving/optimizing the FIRE design
 - optimum aspect ratio for BP and AT with adequate pulse length
 - stronger shaping with more feedback
 - assume higher H factors, or base design on AT
 - Utilize bucking/wedging coil design to allow OFHC Cu longer pulse
 - Develop neutron resistant TF insulation - increase fluence
 - **others from this review!!**

<http://fire.pppl.gov>